



# Taking ENSPRYNG

## Your pocket guide for administering treatment

### What is ENSPRYNG?

ENSPRYNG is a prescription medicine used to treat neuromyelitis optica spectrum disorder (NMOSD) in adults who are aquaporin-4 (AQP4) antibody positive. It is not known if ENSPRYNG is safe and effective in children.

### Who should not receive ENSPRYNG?

#### Do not take ENSPRYNG if you:

- are allergic to ENSPRYNG or any of the ingredients in ENSPRYNG.
- have an active hepatitis B infection.
- have active or untreated inactive (latent) tuberculosis.

Please see additional  
Important Safety Information  
within and accompanying  
full Prescribing Information  
and Medication Guide.



**ENSPRYNG™**  
satralizumab-mwge  
subcutaneous injection 120 mg/mL

# Step 1 PREPARATION

## Storage considerations

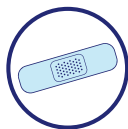
ENSPRYNG should be refrigerated at 36°F to 46°F in the box. Do not freeze or shake.

The unopened box may be left out of the refrigerator for up to 8 days at room temperature not above 86°F.

## Gathering necessary supplies



1 alcohol  
pad



1 small  
bandage



1 sterile  
cotton ball  
or gauze



1 puncture-resistant  
sharps container for  
safe disposal of needle  
cap and used syringe

## Preparing to use ENSPRYNG

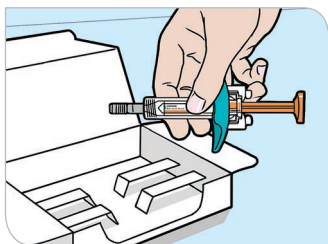
After taking the box containing the ENSPRYNG syringe out of the refrigerator, it is important to check that:

- the seal on the box is intact
- the expiration date has not passed

**Do not use the syringe if the seal of the box is broken or the expiration date has passed. Dispose of the syringe as instructed.**

If the seal is broken, your medication has expired, or there are any other issues with your medication, contact your healthcare provider immediately.

Next, hold the barrel of the syringe and carefully remove it from the box and check that:



- the expiration date has not passed
- the liquid in the syringe is clear, and colorless to pale yellow; some small bubbles are normal
- the syringe is not damaged

**Do not** inject ENSPRYNG if the liquid is cloudy or discolored, has particles in it, or the syringe is damaged. Dispose of the syringe as instructed.

## **I** Preparing the syringe

Place the syringe on a clean, flat work surface and allow it to sit at room temperature outside of the box for **30 minutes**.



- It is important to let the syringe gently warm up, as injecting cold medicine may be more difficult and feel uncomfortable.
- **Do not** warm ENSPRYNG in any other way, such as with warm water or a microwave.

Please see additional Important Safety Information within and accompanying full Prescribing Information and Medication Guide.

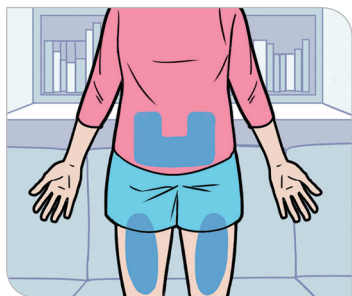
  
**ENSPRYNG™**  
satralizumab-mwge  
subcutaneous injection 120 mg/mL

## Step 2 INJECTION

### Where to inject

Wash your hands with soap and water before you choose an injection site.

You can inject ENSPRYNG into the lower part of the stomach (abdomen) or the front and middle of the thighs.

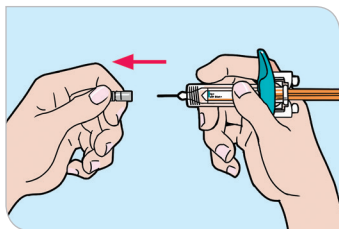


**It is important to rotate sites, with each new injection at least 1 inch away from the previous injection location.** Make note of the injection site so that you can rotate to a new site during your next treatment. Clean the chosen injection area with an alcohol swab and wait for the area to air dry completely. Do not touch it.

#### **Do not administer injections:**

- through clothing
- into the 2-inch area around the belly button
- into moles or scar tissue
- into skin that is bruised, tender, red, hard, or broken

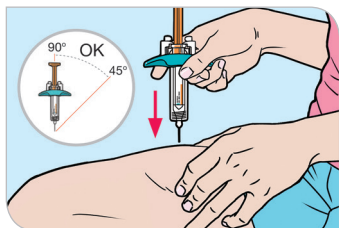
## Injecting ENSPRYNG



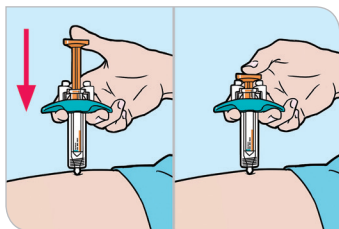
Remove the needle cap and dispose of it in an FDA-approved sharps container. Use syringe within 5 minutes.



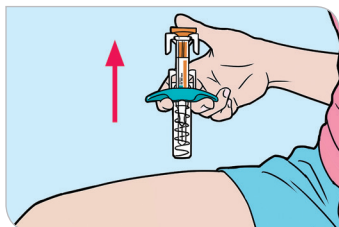
Hold the barrel of the syringe using your thumb and index finger. Use your other hand to pinch the skin area you have cleaned.



Hold the needle at an angle between 45 and 90 degrees and use a quick, dart-like motion to insert it, doing it just once.



Let go of the pinched skin and slowly inject the medicine by gently pushing the plunger all the way down.



Gently release the plunger and remove the needle from the skin. It should now be covered by the needle shield.

## Step 3 CLEAN UP

### I Taking care of the injection site

Check the injection site; there may be a little bleeding or a drop of medicine. Gently press a gauze pad onto the injection site, but **do not** massage or rub the site. If needed, you may also cover the area you injected with a small bandage. If the medicine comes in contact with your skin, wash the area with water.

### I Disposing of used ENSPRYNG syringe(s)



It is important to put the needle cap and used syringe in an FDA-cleared sharps disposal container immediately after use.

After several ENSPRYNG treatments, your sharps disposal container may become full. Dispose of the used sharps disposal container as instructed by your healthcare provider.



You can find more information about safe sharps disposal and specific sharps disposal in your state at: [www.fda.gov/safesharpsdisposal](http://www.fda.gov/safesharpsdisposal)

# Important Safety Information

## What is ENSPRYNG?

ENSPRYNG is a prescription medicine used to treat neuromyelitis optica spectrum disorder (NMOSD) in adults who are aquaporin-4 (AQP4) antibody positive. It is not known if ENSPRYNG is safe and effective in children.

## Who should not receive ENSPRYNG?

### Do not take ENSPRYNG if you:

- are allergic to ENSPRYNG or any of the ingredients in ENSPRYNG.
- have an active hepatitis B infection.
- have active or untreated inactive (latent) tuberculosis.

## What is the most important information I should know about ENSPRYNG?

### ENSPRYNG may cause serious side effects including:

- **Infections:** ENSPRYNG can increase your risk of serious infections some of which can be life-threatening. Talk to your healthcare provider if you have or think you have an infection.
  - Your healthcare provider should test you for hepatitis and tuberculosis (TB) before you start taking ENSPRYNG.
  - All required vaccinations should be completed before starting ENSPRYNG.

## Important Safety Information (Cont'd)

- **Increased liver enzymes:** Your healthcare provider should order blood tests to check your liver enzymes before and while you are taking ENSPRYNG.
- **Low neutrophil count:** ENSPRYNG can cause a decrease in your neutrophil counts in your blood. Neutrophils are white blood cells that help the body fight off bacterial infections.
- **Serious allergic reactions:** Serious allergic reactions that may be life-threatening have happened with other medicines like ENSPRYNG.

### What are the most common side effects of ENSPRYNG?

The most common side effects of ENSPRYNG include:

- sore throat, runny nose (nasopharyngitis)
- rash
- fatigue
- extremity pain
- headache
- upper respiratory tract infection
- nausea
- inflammation of the stomach lining (gastritis)
- joint pain (arthralgia)

These are not all the possible side effects of ENSPRYNG.

Call your doctor for medical advice about side effects. You may report side effects to FDA at 1-800-FDA-1088. You may also report side effects to Genentech at 1-888-835-2555.

For more information, go to [www.ENSPRYNG.com](http://www.ENSPRYNG.com) or call 1-844-NSPRYNG.

**For additional safety information, please see full Prescribing Information and Medication Guide.**





For more details, see the Injection Training Video at [www.ENSPRYNG.com/injection](http://www.ENSPRYNG.com/injection) or see the ENSPRYNG Instructions for Use.

ENSPRYNG is a trademark of Chugai Pharmaceutical Co., Ltd., Tokyo, Japan

Manufactured by:

Genentech, Inc. A Member of the Roche Group

1 DNA Way South San Francisco, CA 94080-4990

© 2020 Genentech, Inc. All rights reserved. M-US-00006958(v1.0)